




200 Douglas Street NE  
(202) 248-6825  
www.inspiredteachingschool.org

**Note from the School**

Inspired Teaching Demonstration PCS is a community of master teachers, teacher residents, inquisitive students, and engaged families. Our students become agents of change through a demanding, inquiry-based, 21st-century curriculum and renowned partnerships. We invest in teacher preparation and professional development.

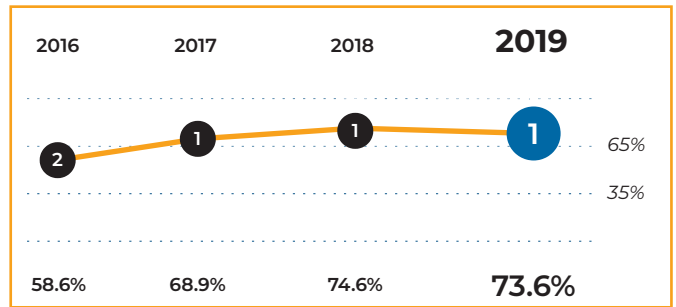
# Inspired Teaching Demonstration PCS



## Tier Explanations

- 1 High Performing**  
(65.0% - 100%)
- 2 Mid Performing**  
(35.0% - 64.9%)
- 3 Low Performing**  
(0.0% - 34.9%)

## Tiers and Scores



## School Profile (2019–20)

**Board Chair**

John Leibovitz

**Head of School**

Deborah Dantzler Williams

**Principals**

Seth Biderman,  
Shannon Kane,  
Neoka Smith

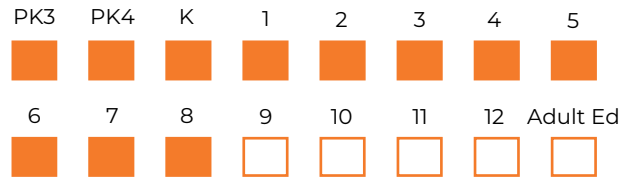
**First School Year**

2011-2012

**Grades Served**

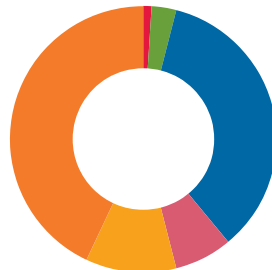
Current Grades

Future Grades



## Student Demographics (2018–19)

**Total Enrollment**  
470



- American Indian/Alaskan 0.4%
- Asian 2.6%
- Black/African American 36.6%
- Hawaiian/Pacific Islander 0.0%
- Hispanic/Latino, any race 6.6%
- Two or More Races 10.6%
- White 43.2%

**English Learner**  
4.7%

**Special Education**  
15.7%

**At-Risk**  
16.8%

# Inspired Teaching Demonstration PCS

2019 School Quality Report

2018–19 Grades Measured: PK3 - 8



Points Earned      Points Possible

## Student Progress (35 points): Academic Improvement Over Time



## Student Achievement (25 points): Approaching, Meeting, or Exceeding College and Career Ready Standards



## Gateway (10 points): Outcomes in Key Subjects that Predict Future Educational Success (returning students)



## School Environment (30 points): Predictors of Future Student Progress and Achievement



**TOTAL SCORE 73.6**

**TIER 1**

**73.6** out of **100**

# Inspired Teaching Demonstration PCS

2019 School Quality Report

2018–19 Grades Measured: PK3 - 8



Points Earned Points Possible

## Additional Measures: Early Childhood Student Outcomes on School-Selected Assessments

### PK Pre-Literacy: Teaching Strategies GOLD

Percent of students who met or exceeded the publisher's expectations for growth or achievement at the end of the year



### PK Math: Teaching Strategies GOLD

Percent of students who met or exceeded the publisher's expectations for growth or achievement at the end of the year



### K-2 Literacy: Developmental Reading Assessment (DRA) and i-Ready

Median percentile of student growth compared to national student performance



### K-2 Math: i-Ready

Median percentile of student growth compared to national student performance

